

Auto Kerato-Refracto Tonometer

TRK-2P



4-in-1 (Refractometer, Keratometer, Non-Contact Tonometer and Pachymeter) advanced pre-testing station TRK-2P with more than four times the diagnostic capabilities.





TRK-2P

The ideal advanced patient pre-test station

The TRK-2P features a fully automated alignment and measurement system, combining an Auto-Refractometer, Keratometer, Non-Contact Tonometer and Pachymeter in one instrument. The compact size and rotating colour touch screen

control panel offers total flexibility for the operator and also instrument location. The TRK-2P improves patient flow and practice efficiency.

TRK-2P



Features

REF

KERATO

TONO

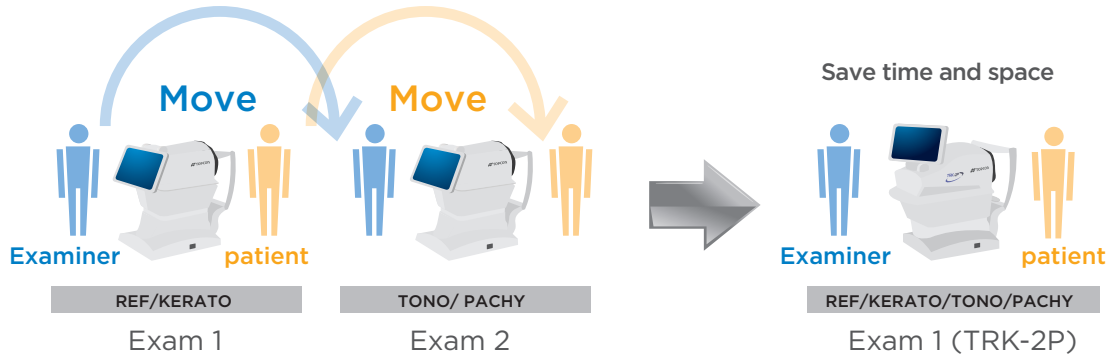
PACHY

- » Refractometer, Keratometer, Non-Contact Tonometer, and Pachymeter in one single instrument
- » Fully automated measurement and alignment
- » Rotating touch screen control panel
- » Compact and modern design

Save space and patient test time

With 4 instrument functions in 1, the compact, ergonomically designed TRK-2P will optimize practice space and save valuable patient test time.

It can easily fit into small spaces and will help a busy practice with better patient flow. Your patients will not have to move from one instrument to another.



Fully automated measurement

The TRK-2P features a fully automated alignment and measurement system. With the touch of your fingertip on the colour display, the TRK-2P will measure both eyes accurately and efficiently.



4 in 1 advanced pre testing station TRK-2P

Flexible and space saving layout

The rotating touch screen control panel allows the TRK-2P to be positioned against the wall, in the corner or in the classic forward facing way, saving valuable space in the exam room.

The operator also has the flexibility to operate the TRK-2P from any position, allowing them to observe the patient more efficiently.



Front position



Side position



Back position

Easy-to-Use 8.5 inch colour touch panel display

The large colour touch panel, clearly displays the patients eye, operating icons and all measurement results, making it very easy to use and to understand exactly how the TRK-2P is

performing during the patient measurement process. All operation buttons are on the main screen.

EX.) REF/KERATO mode

Measuring Mode: ID, Patient ID, R/K T/P, TOPCON TAROU, MODE, R, L

Buttons: Chinrest Up / Down, Position Reset, Cataract, Fixation target, FOG, Target Image, Print, Corneal Diameter, All Clear, Move Head Forward, Move Head Backward, Start, Auto / Manual

EX.) TONO/PACHO mode

Measuring Mode: T/P TONO, 30/60 Switch, Count Change, All Data, Print, Safety Stopper, All Clear

Optional accessory LU-1 control lever for TRK-2P



Easy
manual
alignment
with control
lever unit
accessory

Two options for improved control

Fully automatic measurement features automatic tracking, alignment and measurement. Manual control enables the user to control the alignment and measurement for patients with poor fixation.

Simple alignment with large touchscreen

TRK-2P incorporates a large touchscreen with a simple to follow guidance system. It makes manual control easy by guiding the user to the proper alignment and measurement position.



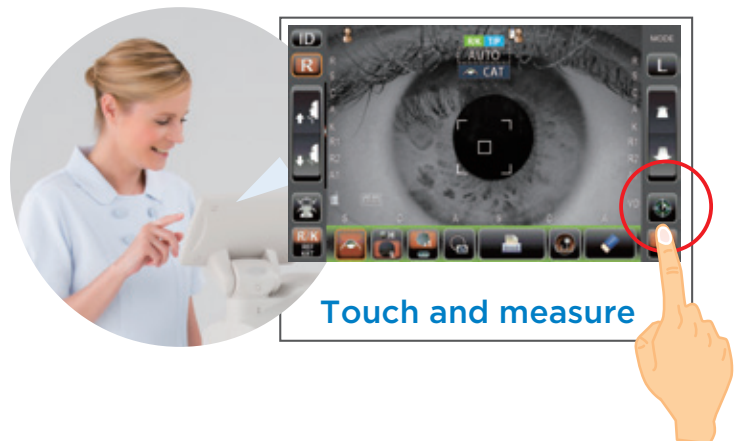
LU-1

The LU-1 control lever accessory adds manual control for measurements when patient compliance requires it.

Instant trigger

REF KERATO TONO PACHY

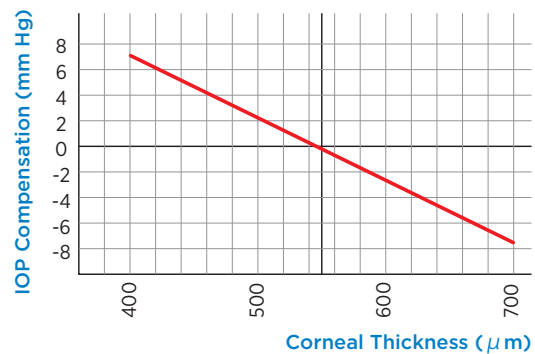
For patients unable to fixate on the same point for a period of time, the TRK-2P has an instant trigger button. The operator is in full control throughout the measurement process and the trigger button can be pressed at any point, even once the auto alignment has started.



CCT and reliable (IOP) measurements

TONO PACHY

The TRK-2P provides accurate and reliable intraocular pressure measurements. Studies show that the corneal thickness directly correlates to IOP measurements. The built-in pachymeter function can be used to adjust the IOP value depending if the cornea is thicker or thinner than average. The integrated formula for IOP adjustment can be customised by the eyecare professional based on the latest clinical research.




* The formula of this compensation can be individually adjusted.
Reference: Herndon L. "Rethinking pachymetry and intraocular pressure.", Rev Ophthalmol. 2002;July:88-90.

Additional measurement mode

TONO PACHY

If a measurement error occurs, the additional measurement mode allows the TRK-2P to automatically take additional IOP measurements until all measurements are completed and error free, saving patient re-test time.



* Additional measurement mode is available in setting menu.

* Preset count can be also selected in the menu. In the example, the image shows the case preset count is 3.

4 in 1 advanced pre-testing station TRK-2P

Comfortable manual mode

TONO PACHY

If required, the TRK-2P can be used in a manual mode. To do this, tap on the pupil image on the screen and the TRK-2P will then follow your finger position.

Accurate and reliable refractive measurements

REF KERATO

With Topcon's exclusive Rotary Prism Technology, the TRK-2P provides unmatched accuracy and reliability. The innovative optical design incorporated into the TRK-2P allows for accurate and reliable measurements with a pupil as small as \varnothing 2mm.

Softer air puff

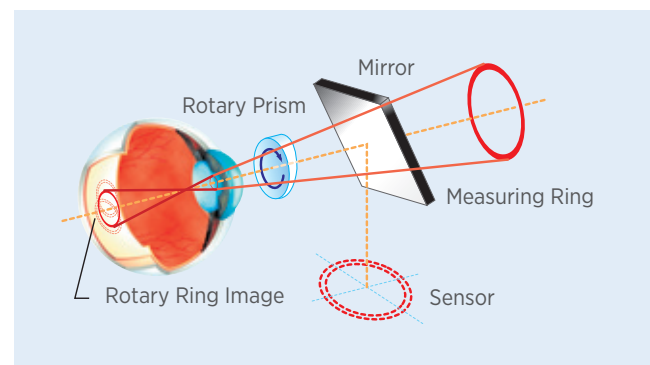
TONO PACHY

Improved software controls the optimal amount of air required for every IOP measurement for each individual eye. A softer air puff improves patient comfort resulting in an improved measurement experience.

Cataract mode

REF KERATO TONO PACHY

TRK-2P has a built-in function that allows the measurement of patients who have cataract or an opacity, this function works automatically or manually.



Built-in auto-cut printer

REF KERATO TONO PACHY

The TRK-2P is equipped with a built-in thermal printer that can be easily loaded with a roll of paper. The TRK-2P cuts the paper automatically at the end of printing.



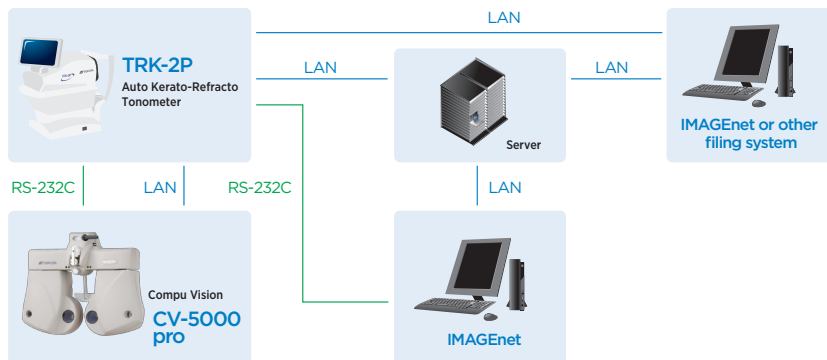
Specifications

REF measurement	
Measuring range	Spherical refractive power : -30D to +25D (0.12D/0.25D steps)* Cylindrical refractive power: 0D to ±12D (0.12D/0.25D steps)* Direction of astigmatic axis: 0° to 180° (1°/5° steps)
Minimum measurable pupil diameter	∅ 2.0mm
PD measurement range	20 to 85mm (0.5mm step)
Target fixation	Auto fog system
KRT measurement	
Measuring range	Cornea curvature radius: 5.00mm to 13.00mm (0.01mm step) Corneal refractive power: 67.50D to 25.96D (0.12D / 0.25D steps) (where, corneal refractive power =1.3375D) Corneal astigmatic power: 0D to ±12D (0.12D / 0.25D steps) Direction of corneal astigmatic axis: 0° to 180° (1°/5° steps)
Ocular pressure measurement	
Measuring range	1 to 60mmHg (1mmHg step)
Cornea thickness measurement	
Measuring range	0.400mm to 0.750mm (0.001mm step)
Others	
Chinrest travel distance	up/down: 67mm
Other specifications	
Dimensions	293-396mm(W) x 505-601mm(D) x 470-682mm(H)
Weight	22.0kg
Power supply	100-240V AC, 50-60Hz, 100VA

* -30D ≤ spherical refractive power + cylindrical refractive power or spherical refractive power + cylindrical refractive power ≤ +25D

Flexible data management options

Measurement data can also be sent directly to your EMR system or your automated refraction head for improved efficiency.



TOPCON CORPORATION

TOPCON CORPORATION

TOPCON CORPORATION

IMPORTANT

Subject to change in design and/or specifications without advanced notice.

In order to obtain the best results with this instrument, please be sure to review all user instructions prior to operation.

Topcon Europe Medical B.V.
Essebaan 11; 2908 LJ Capelle a/d IJssel; P.O. Box 145;
2900 AC Capelle a/d IJssel; The Netherlands
Phone: +31-(0)10-4585077; Fax: +31-(0)10-4585045
E-mail: medical@topcon.eu; www.topcon-medical.eu

Topcon Danmark
Praestemarksvej 25; 4000 Roskilde, Danmark
Phone: +45-46-327500; Fax: +45-46-327555
E-mail: info@topcon.dk
www.topcon.dk

Topcon Scandinavia A.B.
Neogatatan 2; P.O. Box 25; 43151 Mölndal, Sweden
Phone: +46-(0)31-7109200; Fax: +46-(0)31-7109249
E-mail: medical@topcon.se; www.topcon.se

Topcon España S.A.
HEAD OFFICE; Frederic Mompou, 4;
08960 Sant Just Desvern; Barcelona, Spain
Phone: +34-93-4734057; Fax: +34-93-4733932
E-mail: medica@topcon.es; www.topcon.es

Topcon Italy
Viale dell'Industria 60;
20037 Paderno Dugnano, (MI) Italy
Phone: +39-02-9186671; Fax: +39-02-91081091
E-mail: info@topcon.it; www.topcon.it

Topcon France
BAT A1; 3 route de la révolte, 93206 Saint Denis Cedex
Phone: +33-(0)1-49212323; Fax: +33-(0)1-49212324
E-mail: topcon@topcon.fr; www.topcon-medical.fr

Topcon Deutschland GmbH
Hanns-Martin-Schleyer Strasse 41;
D-47877 Willich, Germany
Phone: (+49) 2154-885-0; Fax: (+49) 2154-885-177
E-mail: info@topcon-medical.de; www.topcon-medical.de

Topcon Polska Sp. z o.o.
ul. Warszawska 23; 42-470 Siewierz; Poland
Phone: +48-(0)32-670-50-45; Fax: +48-(0)32-671-34-05
www.topcon-polska.pl

Topcon (Great Britain) Ltd.
Topcon House; Kennet Side; Bone Lane; Newbury
Berkshire RG14 5PX; United Kingdom
Phone: +44-(0)1635-551120; Fax: +44-(0)1635-551170
E-mail: medical@topcon.co.uk; www.topcon.co.uk

Topcon Ireland
Unit 276, Blanchardstown; Corporate Park 2
Ballycoolin; Dublin 15, Ireland
Phone: +353-18975900; Fax: +353-18293915
E-mail: medical@topcon.ie; www.topcon.ie



TOPCON CORPORATION

75-1 Hasunuma-cho, Itabashi-ku, Tokyo 174-8580, Japan.
Phone: 3-3558-2523/2522, Fax: 3-3960-4214, www.topcon.co.jp